

SUMMER VACATION ACTIVITIES/HOMEWORK SESSION 2018-19 (Class III)

Dear Children

Summer Vacations are synonymous with fun, frolic, getting up late in the morning, playing for longer hours with friends, going for picnics, travelling and exploring new places and watching fun filled shows on television.

However, there is a lot more you can do to make your vacation more interesting, meaningful ,full of fun; along with doing all your heart desires.

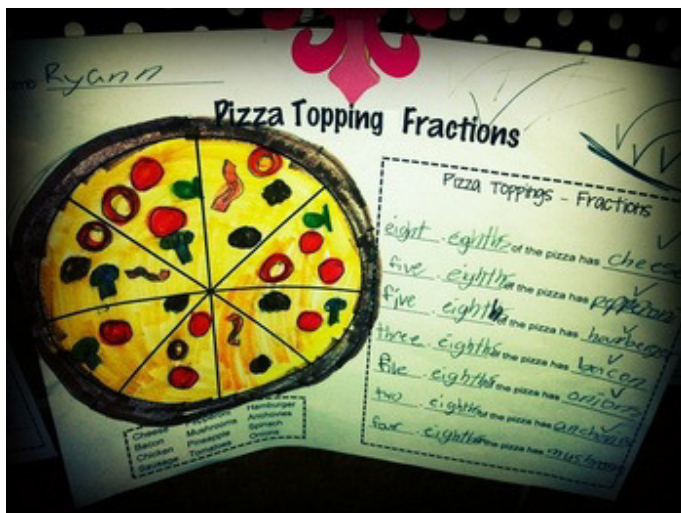
Here are a few guidelines to make your long summer break worthwhile.

- 1. READ BOOKS IN ENGLISH AND HINDI-**Visit any book shop and select books of your choice. Read them well. Books are your best friends. List out the books you have read in your English and Hindi notebooks.
- 2. IMPROVE YOUR WRITING-** Write 2 pages each of Hindi and English every week, and when you're back to school after the holidays, your handwriting will be the envy of your classmates! We would love to see your writing practice notebook when you come back.
- 3. WALK TOGETHER** Go for early morning/evening walks with the family. You will realize you have two of God's greatest gifts..... NATURE and your FAMILY.
- 4. CULTIVATE MANNERS** Remember the four magic words - Please, Thank you, Sorry and Excuse me. Make these a part of your personality. Also try to help those in need and try to bring a smile on their faces.
- 5. PLAY OUTDOOR GAMES** Computer/mobile games are good. They sharpen your intellect, but what about the rest of your body? You do need some exercise, don't you? Make friends and Go cycling, Jog, play badminton, cricket, kho-kho, hide 'n' seek anything that will make you run.
- 6. CARE AND CONCERN** This is your chance to look after your parents, grandparents, elders and even your younger brothers and sisters. You can surely be of some help around the house. Lay the table for meals or even cook them a meal.
- 7. REVISE** all work done in the class in all subjects for Quarter I Assessment .Date sheet and syllabus of Quarter I uploaded on school website.
- 8. Session 2018-19** is being celebrated as "Maths and English Year". Complete the Mathematics homework assigned (given below). Learn a few English songs, improve your spoken English by reading out a page from a story book aloud to your parents everyday.

MATHS ACTIVITY – Choose any one Maths games from the games given below and submit it to the Mathematics teacher in the first week of July.

PIZZA MANIA (FRACTIONS)

1. Take a chart paper and thermocol sheet and make pizza cutout with total $\frac{8}{6} / 4$ pieces. The radius of pizza should be around 16 cms.
2. Take a thick chart paper and make cutouts of pizza toppings , 10 pieces of each mushroom, tomato, olives, broccoli , capsicum etc.
3. Take an empty pizza box and place the pizza with toppings inside the box as shown in the picture.
4. Take rectangle white paper and write the fractions like- $\frac{1}{8}, \frac{3}{8}, \frac{4}{8}, \frac{5}{8}, \frac{6}{8}, \frac{7}{8}$ if total pizza slices are 8.




MATHS ACTIVITY -II

MULTIPLICATION MAGIC

1. Make one of the mentioned shapes -rocket, kite, book, flat 2-D shapes using card board and white chart paper.
2. On the selected shape draw a grid of 6 horizontal and 6 vertical lines to make total 36 boxes, size of each box should be 2cm by 2cm as shown in the figure.

3. Make 36 small number cards with any numbers from 1-90 (small squared cards of 2cm by 2cm)

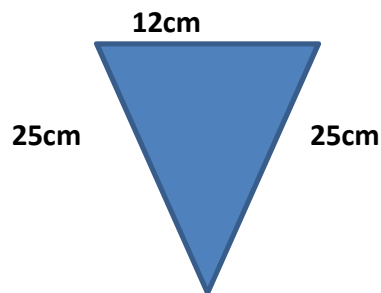
4. Make 2 blank dice out of waste carton (cubical shape)



MATHS ACTIVITY -III

PLACE VALUE ICE-CREAM SUNDAE

1. Take a chart paper and paste it on a cardboard and make 5 ice cream cones of dimensions shown below-



2. Take 3 thick coloured sheets cut them into semi mentioned below-


- a. Blue- Place Value Hundreds(10 semicircles)
- b. Pink- Place Value Tens(10 semicircles)
- c. Yellow- Place Value Ones(10 semicircles)




MATHS ACTIVITY -IV

LOCK AND KEY

1. Make 10 locks and 10 keys using chart paper and cardboard as show below.
2. Write the sum on keys and two numbers being added on the locks .They have to make correct pairs of lock and key.



Lock & Key Addition Puzzles



MATHS ACTIVITY -V

COMPARING NUMBERS

1. Take 3 thermocol glasses and decorate them.
2. On a paper write Equal, greater, less on a white paper and paste one slip on each glass.
3. Get a set of UNO playing cards for the above activity.